

Snow Pack

Day 14

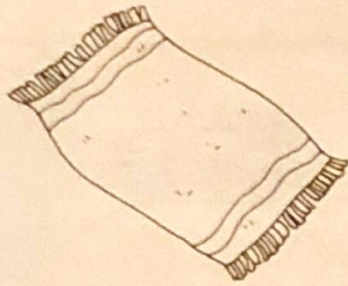
Name _____



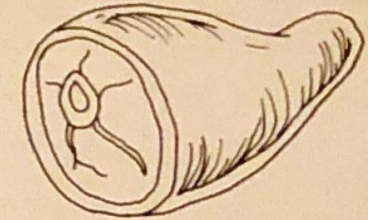
Write




Color


















Directions: Say the word that names the picture.
Spell the picture name. Write the word on the lines.
Color the /u/ pictures.




Home Activity: Have your child draw a picture of something with /u/.

Name _____

 **Color**



 **Directions:** Color the picture that shows what would happen next in each story.



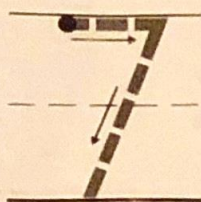
Home Activity: Have your child tell what he or she does after putting on his or her pajamas.

Name _____

Algebra • Write More Subtraction Sentences


Learning Objective You will solve real-world subtraction word problems and complete the subtraction sentence.

1






2






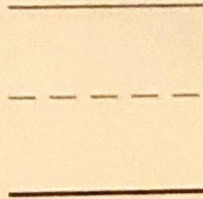

3



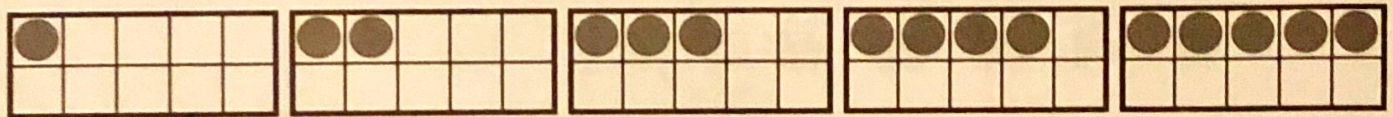




DIRECTIONS 1–3. Listen to a subtraction word problem about the birds. There are seven birds. _____ birds are taken from the set. Now there are _____ birds. How many birds are taken from the set? How many birds are there now? Trace and write to complete the subtraction sentence.


Lesson Check




Spiral Review



1 2



4



DIRECTIONS 1. Trace and write to show the subtraction sentence for the buses. 2. How many lunch boxes are there? Write the number. 3. Count the dots in the ten frames. Begin with 1. Write the numbers in order as you count forward.

