

# First Grade Learning at Home

## (Snow Packets)

### Packets 27-31

This set of packets is projected to be the last set of packets for this school year. Yay! This last packet is a little different than the rest of the packets because it contains two projects you can work on at your own pace...there is not an amount of work to get done each day. The two projects are:

1. Plant Project (Science)
2. United States Symbols Project (Social Studies)

Other extra options you can do:

1. iReady Math and Reading (20 minutes)
2. EPIC Reading
3. Any form of exercise!

We still miss you very much and hope you are continuing to learn at home! Please continue to do a little learning each day at home over the summer...it will help prepare you for second grade! The projected date to pick up student supplies may be picked up this Saturday, May 9<sup>th</sup> from 8:00 am - 2:00 pm.

Mrs. Gear & Mrs. Burke

## Plant Life Cycles

Every living thing goes through changes. Living things grow through different stages. Then they reach the end of their life cycles and die. There are many kinds of plants. Each kind has its own life cycle.

Many plants start their life cycles as a seed. The seed needs certain things or it will not grow into a plant. Sometimes seeds wait in the ground until they can get the things they need. They wait for warmth from the sun. They wait for water. When they have what they need, they start to grow. First a tiny root will push out of the seed. Then a tiny little sprout will push out and grow up into the air.

The sprout continues to grow, stretching up into the air. When the sprout gets enough sunshine and water, the plant will begin to unfold. More leaves and stems will grow on the main plant. The adult plant will flower. The flowers will turn into small fruits.


The new fruit will have seeds inside that will grow the same kind of plant. When a new seed begins to grow this is the beginning of a new life cycle.

Answer these questions:

1. Where are seeds found in adult plants?
2. What two things does a seed need to have to be able to grow?
3. How do many plants begin their life?
4. What is the process of living, growing, and dying called?
5. What stage of the plant's life cycle produces the fruit?


# Life Cycle of a Plant

by \_\_\_\_\_



Using the materials provided in the big bag, put the seed in the little plastic baggie. Add a few drops of water and a small piece of brown paper towel. Tape the baggie to a window. Observe daily, draw pictures and write what you see each day. Start with a picture of your seed in the baggie

Day 1 A tiny plant waits inside each seed.



Make drawing above. Write sentence below.

Handwriting practice lines consisting of ten horizontal lines, each with a dashed midline for letter height guidance.

Day \_\_\_\_ Sprout

Handwriting practice lines consisting of a solid top line, a dashed middle line, and a solid bottom line, repeated across the page.

Day \_\_\_\_ Roots

Handwriting practice lines consisting of a solid top line, a dashed middle line, and a solid bottom line, repeated across the page.










A symbol is a living thing, an object, or a place that stands for a nation. Our nation, (country) is called United States. We have many symbols that represent our nation.

Choose one item from the list below. Research that item and develop a project that teaches others about why it is important to the United States. Some things to add to your project is: original creator, date of origin, why it is important to our nation, and any other interesting facts you find. Your project can take any form but must have at least 5 items with at least 1 complete sentence to describe why it is featured. You will receive 20 points for each item- 10 for the complete sentence and 10 for the picture of the featured item.

1. American Flag
2. Bald Eagle
3. Statue of Liberty
4. The Liberty Bell
5. The White House
6. Independence Hall
7. The Star Spangled Banner
8. The Great Seal of the United States
9. The Washington Monument
10. The Pentagon
11. The Capital
12. The Jefferson Memorial
13. The National Cemetery
14. The Lincoln Memorial
15. Mount Rushmore
16. The Constitution
17. Uncle Sam
18. Elephant
19. Donkey
20. Any National Park
21. Money
22. Any branch of the Armed Forces

EXAMPLE: I used Word 2013, but you can chose any form you want. A poster, PowerPoint, imovie, booklet, etc. Just send me pictures of the finished product.

# American Buffalo



Fact 1 A Bison is a buffalo. It is a national symbol for the United States because it is our national mammal.

Fact 2 To recognize its ecological, cultural, historical and economic importance to the United States" President Obama officially named the American bison the national mammal by signing the National Bison Legacy Act on May 9, 2016.



Fact 3 An American Buffalo is the largest and heaviest land mammal native to the United States. They are massive and aggressive.



Fact 4 At one time people thought there were tens of millions of buffalo in the United States. However, the American Buffalo was hunted till it was almost extinct in the 1800's.

Fact 5 President Theodore Roosevelt helped found the American Bison Society in 1905. Today, the buffalo is a symbol of spirit and strength and a reminder of what greed can do to any of us.

